

Aluminium Curtain-Sider construction kit

Order:

Inquiry:

Date:

Company:

Telephone:

Number of systems:

Name:

E-Mail:

Desired delivery date:

Address:

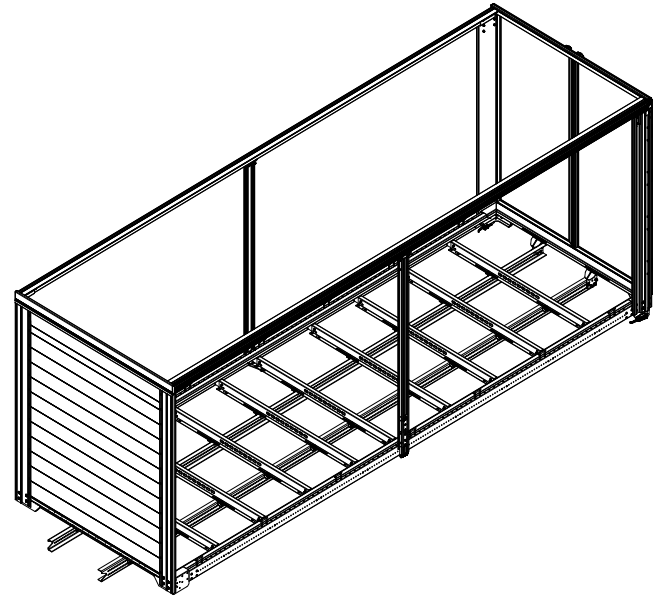
Commission:

Your contact person:

Christiane Hessler +49 2196 946 210
christiane.hessler@suer.de

Miguel Duarte +49 2196 946 204
miguel.duarte@suer.de

Ulrich Mikus +49 2196 946 119
ulrich.mikus@suer.de



1) BASIC INFORMATION BODY

Gross Vehicle Weight:

Clear length:

Clear width: **2480 mm fixed**

Side loading height:

Non-standard width:

Headboard frame rear door:

Headboard frame rear door:

(Rear portal closed like front wall)

Rear door-Rear door:

(Through-loading)

Body Code XL:

Yes

No

Mechanical lift roof:

Double-sided

Single-sided

Driving direction

2) OPTION HEADBOARD

Headboard infill Aluminium-SL

Mill-finished

Powder primed

Anodised

Coated

Portal doors

Double wings

Fastener per door wing

Four wings

Fastener type

Boxer

Door infill

SL Profiles

P&L (Installation lock)

Sandwich

3) OPTION REAR PORTAL

Portal doors

Double wings

Fastener per door wing

Four wings

Fastener type

Boxer

Door infill

SL Profile

P&L (Installation lock)

Sandwich

Access flap

Fixed roof

Rear wall foldable height

mm

Sliding cover Tailwing
Movable forward

Closure dimension LBW

4) ROOF

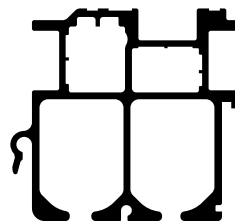
Universal-Classic

Fixed roof Edscha Eco for tarpaulin cover

Fixed roof with aluminium-spar for GRP roof

Sliding roof Sesam Slimliner

Sliding roof Edscha Hybrid



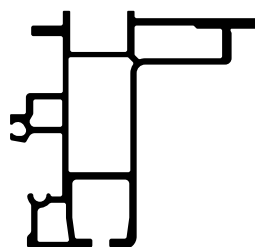
Standard 113

Fixed roof Edscha Eco for tarpaulin cover

Fixed roof with aluminium-spar for GRP roof

Sliding roof Sesam Slimliner

Sliding roof Edscha Hybrid



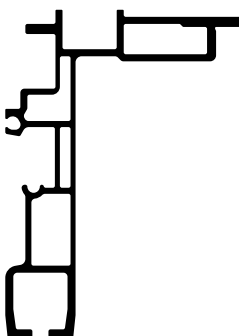
Volume 163 (Lift roof)

Fixed roof Edscha Eco for tarpaulin cover

Fixed roof aluminium-spar for GRP roof

Sliding roof Sesam Slimliner

Sliding roof Edscha Hybrid



Options sliding roof

From back to front

Both sides

Tarpaulin roller

PVC seal

5) CENTRE PILLARS

Number of centre pillars:

Centre pillars version



6) OPTION INSERTION SLATS

Insertion slats 100 x 25 mm

Clip-on slat with airline profile 150 x 25 mm

With airline profile 100 x 25 mm

Pallet stop rail without airline groove
100 x 25 mm

Combi anchor insertion slats galvanized
120 x 25 mm

Pallet stop rail with airline groove
100 x 25 mm

Clip-on slat 150 x 25 mm

Combi ram guard anodized

Rows of side insert slats

7) SIDE WALLS IN SNAPLOCK

Sideboard height

400mm

600mm

Tarpaulin eyelet rail

Yes

500mm

800mm

No

Surface

Aluminium raw

Primed RAL9010

anodized

Coated in RAL

8) REMARKS / SPECIAL REQUESTS